

## Diaphragm seal per DIN 11851, IDF and SMS Type series DL1/2.., DL6/7..



### Application area

- Food industry
- Pharmaceutical industry
- Biotechnology

### Features

- Flush-mounted separating diaphragm of stainless steel, laser welded
- Alternative with reinforced diaphragm in LTC technology (reduced temperature influence)
- Volume optimised diaphragm base
- DIN 11851 and IDF per ISO 2853 with EHEDG certificate
- Dead-zone free design
- System fillings for different applications
- Measuring device connection:
  - directly welded
  - directly screwed
  - with temperature decoupler
  - with capillary

### Options

- Certificates
  - Material certificate acc. to EN 10204-3.1
- Electropolishing (wetted parts)
- Hygienic design with advanced surface quality
- Special materials upon request

### Application

Suitable for mounting to bourdon tube pressure gauges and pressure transmitters. The diaphragm seal is used mainly for dead-zone free pressure measurement.

## Technical data

### Constructional design

Basic body:	Volume reduced diaphragm base Material: stainless steel mat.-no. 1.4404/1.4435 (316L)
Union nut:	Material: stainless steel mat.-no. 1.4301 (304)
Diaphragm:	Flush-mounted diaphragm, laser welded; alternative with reduced temperature influence and reinforced diaphragm in LTC technology. (LTC=Low Temperature Coefficient) Further details see General technical information TA_031.
Material wetted parts:	Diaphragm: Stainless steel mat.-no. 1.4435 (316L) Further materials upon request  Basic body: Stainless steel mat.-no. 1.4404/1.4435 (316L)  Further materials upon request.

### Process connection

Design:	Sanitary connections design with union nut or threaded coupling: <ul style="list-style-type: none"><li>■ DIN 11851</li><li>■ IDF</li><li>■ SMS</li></ul>
Nominal pressure/nominal width:	See table

Sealing are not included in the scope of delivery.

### Measuring device connection

See order details.  
Material stainless steel mat.-no. 1.4301 (304)

### System filling

See order details; further upon request.  
Further details about pressure transmission fluids see general technical information TA\_038.

### Hygienic design

The surface roughness of the wetted parts made of stainless steel are executed according to EHEDG Doc.8 and ASME BPE SF3.  
In case of choosing the additional feature HY, we guarantee the following surface roughness values:

Diaphragm foil:	$Ra \leq 0.38 \mu m$
Laser welds:	$Ra \leq 0.76 \mu m$
Turned parts:	$Ra \leq 0.76 \mu m$

Further versions of hygienic design upon request.

### Temperature error

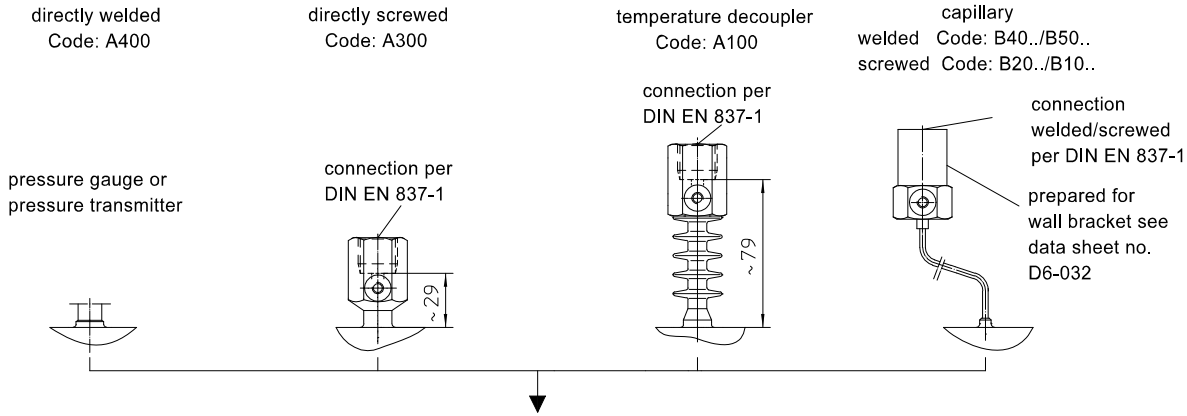
In order to optimise the system we provide a detailed error calculation upon request.

### Weight

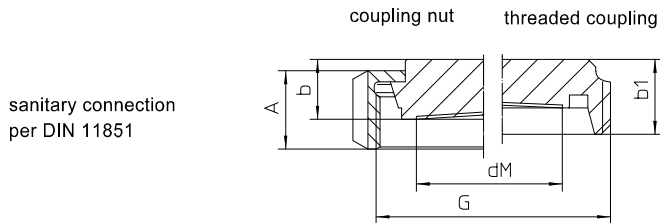
See table.

**Further information about diaphragm seals see general technical information TA\_031.**

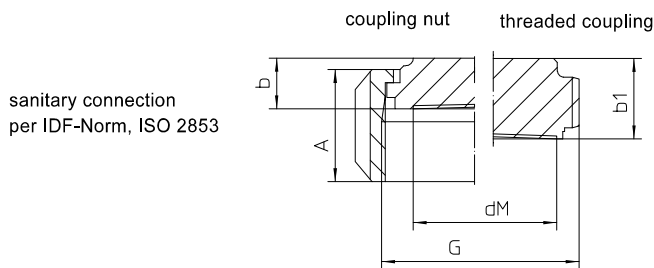
## Measuring device connection



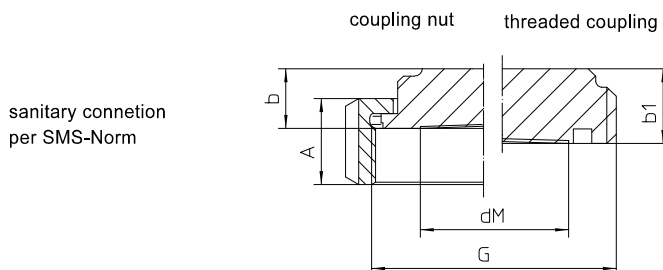
## Dimensions



Sanitary pipe connection per DIN 11851 for pipes per EN 10357 (DIN 11850)							
DN	PN	dM	G	A	b	b1	weight approx.
25	40	27	Rd. 52x1/6"	21	16	20	0.3 kg
32	40	34	Rd. 58x1/6"	21	16	20	0.4 kg
40	40	40	Rd. 65x1/6"	21	16	20	0.5 kg
50	25	51	Rd. 78x1/6"	22	17	20	0.6 kg
65	25	65	Rd. 95x1/6"	25	18	22	0.9 kg
80	25	80	Rd. 110x1/6"	29	18	26	1.2 kg
100	25	100	Rd. 130x1/6"	31	21	26	1.6 kg



Sanitary pipe connection per IDF- Norm, ISO 2853, for pipes per BS 4825 Part 3 und O.D. Tube.								
DN mm	inch	PN	dM	G (IDF-thread)	A	b	b1	weight approx.
25	1"	40	21	1"	30	21	20	0.3 kg
38	1 1/2"	40	34	1 1/2"	30	13.5	20	0.3 kg
51	2"	25	46	2"	30	15	20	0.4 kg
63.5	2 1/2"	25	54	2 1/2"	30	20	20	0.6 kg
76.1	3"	25	65	3"	30	22	20	0.6 kg



Sanitary pipe connection per SMS-Norm, for pipes per BS 4825 Part 3 und O.D. Tube.							
DN	PN	dM	G	A	b	b1	weight approx.
1"	40	21	RD. 40X1/6	19	16	16	0.3 kg
1 1/2"	40	34	RD. 60X1/6	23	16	20	0.4 kg
2"	25	46	RD. 70X1/6	24	16	20	0.5 kg
2 1/2"	25	54	RD. 85X1/6	28	16	24	0.6 kg
3"	25	65	RD. 98X1/6	30	20	24	0.9 kg

## Order details

### Diaphragm seal per DIN 11851, IDF and SMS Type series DL1/2.., DL6/7..

#### Order details diaphragm seal DL1/2 . . , DL6/7 . .

DL2100	design <sup>1</sup>	DIN 11851 <sup>2,3</sup>	with groove union nut	nominal width	DN 25	
DL2200					DN 32	
DL2300					DN 40	
DL2400					DN 50	
DL2500					DN 65	
DL2600					DN 80	
DL2700					DN 100	
DL1100			with threaded coupling	nominal width	DN 25	
DL1200					DN 32	
DL1300					DN 40	
DL1400					DN 50	
DL1500					DN 65	
DL1600					DN 80	
DL1700					DN 100	
DL7100		with groove union nut	nominal width	1"		
DL7200				1 1/2"		
DL7300				2"		
DL7400				2 1/2		
DL7500				3"		
DL6100				with threaded coupling	nominal width	1"
DL6200						1 1/2"
DL6300		2"				
DL6400		2 1/2				
DL6500		3"				
DL7110		with groove union nut	nominal width			1"
DL7210						1 1/2"
DL7310				2"		
DL7410				2 1/2		
DL7510				3"		
DL6110				with threaded coupling	nominal width	1"
DL6210						1 1/2"
DL6310		2"				
DL6410		2 1/2				
DL6510	3"					

	surface roughness	standard		
HY		Hygienic version as per EHEDG Doc.8 and ASME BPE SF3		
A400 .	measuring device connection	directly	welded	
A300 .			screwed G1/2	
A100 .		with temperature decoupler	screwed G1/2	
B40 . .		with capillary	welded	
B20 . .			screwed G1/2	
B50 . .		with capillary and stainless steel protective tube	welded	
B10 . .			screwed G1/2	
11		capillary length	1 m	
12			1.6 m	
13			2.5 m	
14			4 m	
21			5 m	
15			6 m	
23			7 m	
16	8 m			
17	10 m			
9	others			
7	material	wetted parts stainless steel mat.-no. 1.4435 (316L)		
7L		wetted parts stainless steel mat.-no. 1.4435 (316L), diaphragm in LTC technology <sup>4</sup>		
	system filling <sup>5</sup>	<u>pressure transmission fluid</u>	<u>temperature range</u> <sup>6</sup>	
L22		synthetic oil, free of silicone FD1, standard	-10...140 °C	
L23		synthetic oil, free of silicone FD1, pls. specify max. temperature	-40...230 °C	
L15		glycerine/water FGW	-30...110 °C	

**Additional features (to be indicated in case of need, only)**

W1020	material certificate per EN 10204-3.1, wetted parts
-------	---

order code (example): DL2300 - A4007 - L22 - ...

<sup>1</sup> other designs upon request

<sup>2</sup> EHEDG certified only in connection with hygienic design (order code option HY)

<sup>3</sup> EHEDG certificate valid only if gaskets are used that are listed in the "EHEDG position paper"

<sup>4</sup> for DN 50, DN 65, DN 80, 2 1/2" and 3"

<sup>5</sup> for more detailed information about pressure transmission fluids see TA\_038.  
Please state temperature range to allow an accurate calculation of the system.

<sup>6</sup> max. media temperature for pressures > 0 bar rel.